

# EBC

## BRAKES



**FREEMAN**

1990 MOTORCYCLE PARTS

**Automotive**  
CATALOGUE (UK) LTD.

RD JETS  
S&B FILTERS  
REDLINE CLUTCHES  
HY-TECH REEDS  
GALINDO & BAJA GRIPS

MAKE		FRONT		REAR	
Model	Year	Pads	Shoes	Pads	Shoes
<b>SUZUKI</b>					
<b>STREET BIKE</b>					
<b>Continued</b>					
GS 550ET/EX/EZ/LT/LX (MX/MZ Katana)	80-84	FA65*		FA36	
GSX 550 ESD/EE/ESE/ EFE/ESG/ESH	84-	FA63*		FA63	
GSX 600 FJ	88	FA146*		FA63E	
GSX 600 FK/FL	89-	FA146*		FA63E	
GS 650 GTX/GTZ/GTD (GX/GZ Katana)	81-83	FA65*		FA36	
XN 85 Turbo	83	FA65*		FA36	
LS 650 FG Savage	87	FA106			S606
GT 750 K/L/M/A/B	73-77	FA55*			S610
GS 750 B	76	FA35		FA36	
GS 750 DB/DC/EC/EN	77-80	FA35*		FA36	
GSX 750 ET/EX/ ESD/EFE/ESG	80-	FA51*		FA36	
GSX 750 SE Katana	85	FA63*		FA36	
GSX 'R' 750 F/G/XH	85-87	FA103*		FA63	
GSX 'R' 750 J/K/L	88-	FA145E*		FA63	
GSX 'R' 750 RR	89	FA145E		FA63	
GSX 750 FK/FL	89-	FA146E*		FA63E	
VS 750 GLF/GLPH/ GLPK/GLPL 'Intruder'	85-	FA103			S626
GS 850 GN	79	FA38*		FA36	
GS 850 GT/GX/GZ/ GF/GG	80-	FA51*		FA36	
GS 1000 HC/EC/EN/SN	78-80	FA38*		FA36	
GS 1000 ET	81	FA65*		FA36	
GS 1000 GT/GX	81-82	FA51*		FA36	
GSX 1000 SZ/SD Katana	82-84	FA65*		FA36	
GSX 1100 ET/EX/EZ/ESD (SZ/SD Katana)	80-	FA65*		FA36	
GS 1100 GZ	82	FA65*		FA36	
GSX 1100 EFE/EF/ EFF/EFG	84-	FA103*		FA103	
GSX 1100 FJ/FK/FL	88-	FA146E*		FA103	
GSX 'R' 1100 G/H/J	86-88	FA103*		FA63	
GSX 'R' 1100 K/L	89-	FA145E*		FA63	
VS 1400 GL	87	FA103*		FA103	
VS 1400 GLPH/GLPJ	87-	FA103		FA103	
<b>YAMAHA ATV</b>					
<b>THREE WHEELERS</b>					
YT 60 Tri Zinger	83-		none		Y518
YTZ 250 N (TRI-Z)	85	FA101°		FA101°	
<b>FOUR WHEELERS</b>					
YF 60 S	87-		none		Y518
YFM 80 S	87		none		Y506
YFM 200 N/DXW/DX	87-89		Y503*	FA21X	
YFS 200 U/W 'Blaster'	89-		Y503*	FA155X	
YFM 225 S/T/U	87-		Y503*	FA21X	
YFM 250 W	90		Y511*	FA21X	
YFM 350 FWT/ FWU Big Bear	87-88		Y520*	FA21X	
YFM 350 FWW 'Big Bear'	89		Y524*	FA21X	
YFUIW 'Pro Hauler'	89-		Y511*		Y523*
<b>YAMAHA</b>					
<b>DIRT BIKE</b>					
DT 50 MX	87-		Y518		Y518S
DT 50 MMX	78-86		Y504		Y504
PW 50 H/J/K/S/U/90	80-		Y501		Y501
TY 50/TY 50 M	77-80		Y504		Y504
YZ 50 G-K	80-83		S/Y502		S/Y502

MAKE		FRONT		REAR	
Model	Year	Pads	Shoes	Pads	Shoes
<b>YAMAHA</b>					
<b>DIRT BIKE</b>					
<b>Continued</b>					
DT 80 MX	81-83		Y504		Y504
DT 80 MX 36N type/MXS	83-85		Y518		Y518
PW 80 K/S	83-		Y502		Y518
TY 80	77		S/Y502		Y504
TY 80	83-		S/Y502		Y503
YZ 80 D-F	77-79		S/Y502		Y504
YZ 80 G-N	80-85		S/Y502		S/Y502
YZ 80 S/T/U/W/90	86-90	FA119X°			S/Y502
DT 100	76-80		Y504		Y506
YZ 100 E-H	78-81		Y504		Y506
YZ 100 J/K	82-83		Y503		Y506
DT 125 E/MX/LC	74-85		Y506		Y506
DT 125 LC (Mk2)	84-87	FA101°			Y506
DT 125 R	88-	FA101°		FA101°	
IT 125 G-J	80-82		Y504		Y506
TY 125	82		Y504		Y506
XT 125	82		Y506		Y503
YZ 125 C-J	76-82		Y507		Y506
YZ 125 K	83		Y507		Y517
YZ 125 L	84		Y508		Y517
YZ 125 N-T	85-	FA105X°			Y517
YZ 125 U	88	FA105X°		FA101°	
YZ 125 W	89	FA135X°		FA84/3X°	
YZ 125	90	FA135X°		FA152X°	
DT 175 all models	74-83		Y506		Y506
IT 175 G-J	80-82		Y507		Y506
TY 175	77-80		Y504		Y506
IT 200 L/N	84-85		Y517		Y517
DT 250 all models	75-80		Y511		Y510
IT 250 G	80		Y507		Y511
IT 250 H/J	81-82		Y507		Y510
TY 250 D/E	77-78		Y504		Y506
TY 250 H	81		Y507		Y510
TY 250 S/R	84-		Y517		Y504
TDR 250	88-	FA123		FA104	
XT 250	80		Y506		Y506
YZ 250 D-F	76-79		Y507		Y511
YZ 250 G	80		Y507		Y506
YZ 250 J-L	82-84		Y508		Y506
YZ 250 N-T	85-	FA105X°			Y506
YZ 250 U	88	FA105X°		FA101°	
YZ 250 WWRV	89	FA135X°		FA84/3X°	
YZ 250/250 WR	90	FA135X°		FA152X°	
IT 250 L	84		Y508		Y510
XT 350 N	85-	FA101			Y506
DT 400 all models	75-77		Y511		Y510
YZ 400 D-F	77-79		Y507		Y511
IT 425 G	80		Y507		Y511
IT 465 H/J	81-82		Y508		Y510
YZ 465 G	80		Y508		Y511
YZ 465 H	81		Y508		Y510
YZ 490 H/J	81-82		Y508		Y510
YZ 490 K	83		Y508		Y506
YZ 490 L	84		Y508		Y510
YZ 490 N/S/T/U	85-88	FA105X°			Y510
IT 490 L	84		Y508		Y510
IT 500 G/H	80-81		Y507		Y511
XT 500	76-80		Y511		Y510
XT 550	82-83		Y510		Y510
TT 600 L	84		Y508		Y506
XT 600	84-86	FA81			Y510
XT 600	87	FA118		FA101	
XT 600 Z Tenere	84	FA81			Y510
XT 600 Z Tenere	85-88	FA118			Y510

° - See page 1, 2 & 12 for material selection chart, either X - Semi Metallic or R - Full Metallic and order Part No. with correct suffix. Incorrect material selection may lead to premature pad wear. \* - 2 Sets Required

MAKE		FRONT		REAR	
Model	Year	Pads	Shoes	Pads	Shoes
<b>YAMAHA</b>					
<b>DIRT BIKE</b>					
<b>Continued</b>					
XT 600/					
XT 600 Z Tenere	88-90	FA118		FA101	
XT 600 E Tenere	90	FA172X		FA101°	
XTZ 750					
'Super Tenere' Left	89-	FA135X°		FA165°	
Right		FA165X°			
<b>YAMAHA</b>					
<b>STREET BIKE</b>					
CA 50 SaliEnt	83-85		Y501		Y519
CW 50 T 'Bw's'	90		Y518		Y518
FS 1 E	74-76		Y504		Y504
FS 1 E 'DX'	76-79	FA28		Y504	Y504
FS 1 'DX'	79-81	FA42		Y504	Y504
FS 1 SE	81-82		Y504		Y504
FS 1	87-		Y518		Y518
LC 50 M Bop	80		Y519		Y519
CG 50 E Jog	88-		Y501		Y519
MA 50 M QT 50	80-		Y501		Y501
MJ 50 M Towny	82		Y501		Y501
MS 50	85-86		Y501		Y519
RD 50 M	78	FA28		Y504	Y504
RD 50 M	79-80	FA42		Y504	Y504
RD 50/RD 50 MX	81-87	FA70		Y504	Y504
SA 50 MME Passola	80-84		Y501		Y519
T 50	86-		Y518		Y518
V 50 MP	74-82		Y504		Y504
V 50 M	83		Y518		Y518
YSR 50 T	87-	FA101		Y503	Y503
V 70 A	76		Y504		Y504
V 75 A	77		Y504		Y504
CV 80 Beluga	81-83		Y503		Y503
LB 2/80 Bop 2	80		Y504		Y504
RD 80 (air cooled)	82	FA70		Y504	Y504
RD 80 LC	82	FA81		Y504	Y504
T 80 Townmate	83-		Y518		Y518
V 80	79-82		Y504		Y504
V 80 DL	83-		Y518		Y518
V 90	78		Y504		Y504
RS 100	75-80		Y504		Y504
RS 100 DX	77-80	FA28		Y504	Y504
RXS 100	83-		Y518		Y518
YB 100	78-81		Y504		Y504
YB 100	82-86		Y504		Y503
YB 100	87-		Y503		Y503
BL 125 Beluga	85		Y521		Y506
RD 125 DX	75-77	FA28		Y506	Y506
RD 125 DX	78-81	FA42		Y510	Y510
RD 125 LC	82-85	FA81		Y506	Y506
RD 125 LC (Mk2-3)	85-87	FA104		Y506	Y506
RS 125	75		Y510		Y506
RS 125 DX	76-80	FA28		Y506	Y506
RS 125 DX	81	FA42		Y506	Y506
SR 125 SE	82		Y506		Y503
TZR 125	87-89	FA104		Y506	Y506
TZR 125	90	FA88		FA104	FA104
RD 200 DX	75-78	FA28		Y510	Y510
RD 200 DX	78-80	FA42		Y510	Y510
RS 200	79		Y510		Y510
YDS-7	73-75		Y513		Y514
RD 250 A-C	75-77	FA11		Y514	Y514
RD 250 D	77	FA11		FA11	FA11
RD 250 E/F	78-79	FA41		FA41	FA41
RD 250 LC	80	FA64		Y514	Y514
RD 250 LC	81-83	FA70		Y514	Y514
SR 250 SE	80-82		Y511		Y506
TZR 250	87-	FA123		FA104	FA104

MAKE		FRONT		REAR	
Model	Year	Pads	Shoes	Pads	Shoes
<b>YAMAHA</b>					
<b>STREET BIKE</b>					
<b>Continued</b>					
XS 250 C	78	FA34		FA34	
XS 250 D/E	79-81	FA34			Y516
XS 250 SE/SF	79-81	FA41			Y516
XS 250 C	81		Y513		Y516
RD 350 A/B	74-76	FA11			Y514
RD 350 LC	80	FA64*			Y514
RD 350 LC	81-82	FA70*			Y514
RD 350 YPVS	83-85	FA81*		FA88	
RD 350 F	85-	FA104*		FA104	
RD 350 N	85-	FA104*		FA104	
XS 360 B	75	FA11			Y514
XS 360 C	76	FA34		FA34	
RD 400 C/D	76-77	FA11		FA11	
RD 400 E/F	78-79	FA41		FA41	
XS 400 C	78	FA34		FA34	
XS 400	79	FA34			Y516
XS 400 SE	80-81	FA41			Y516
XS 400	82	FA81			Y516
RD 500 LC	84-86	FA88*		FA104	
SR 500	78-82	FA34			Y510
TX 500/XS 500 B	75-77	FA11			Y512
XS 500 C	78-81	FA34		FA34	
XV 535 Virago	88-	FA136			Y515
XJ 550	81-84	FA70*			Y512
XZ 550	82-84	FA81*			Y512
FZ 600	87	FA88*		FA104	
FZR 600	89	FA88E*		FA88	
FZR 600	90	FA123E*		FA88	
XJ 600	84-	FA88*		FA88	
SRX 600	86-	FA104*		FA104	
XJ 650	80-84	FA34*			Y515
XJ 650 Turbo	83	FA81*			Y515
XS 650	75	FA11*			Y514
XS 650	77-81	FA34*			Y514
XS 650 SE	79-80	FA34		FA34	
XS 650 SE	81	FA34			Y514
FZ 750	85-88	FA88*		FA88	
FZ 750	89-	FA123E*		FA88	
FZX 750	87-	FA88*		FA88	
FZR 750 Genesis	87	FA123*		FA88	
FZR 750 R Owo1	89	FA145E*		FA88	
XJ 750	82-84	FA70*			Y515
XS 750	77-79	FA34*		FA34	
XS 750 SE Left	79	FA61		FA34	
Right	79	FA41			
XV 750 SE	81	FA61			Y512
XS 850	80	FA34*		FA34	
XJ 900	83-	FA88*		FA88	
FZR 1000					
'Genesis' & EX-UP'	87-	FA123E*		FA88	
XV 1000 TRI	81	FA34*			Y515
Virago (XV 1000)	85	FA88*		FA88	
XS 1100	78-80	FA34*		FA34	
XS 1100 S	81	FA70*		FA34	
XV 1100 Virago	89-	FA88*			Y515
FJ 1100 J	84-85	FA88*		FA88	
FJ 1200	86-87	FA88*		FA88	
FJ 1200	88-	FA123*		FA88	
XV 1200 TD	84	FA88*		FA88	
VMX 1200	86	FA88*		FA88	

**NOTE**

Part No S/Y502 is used with two different cam thicknesses and although the shoes appear the same for both types. Dealers should notice the new part No. Y519 for use on commuter models as shown above S/Y502 remains suitable for other models mostly for off road use.

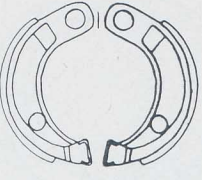

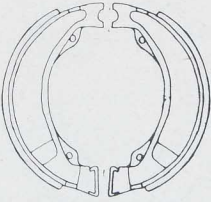
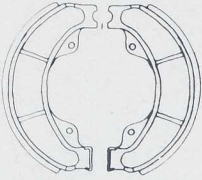

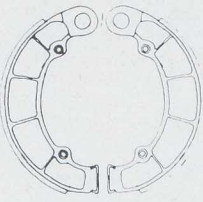
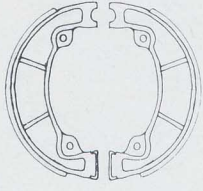

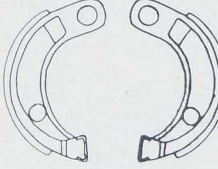
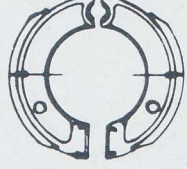
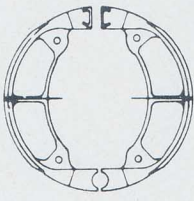
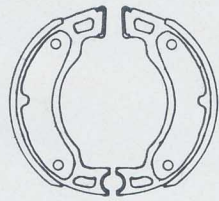
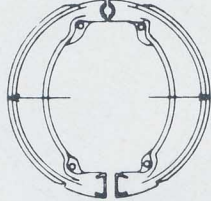
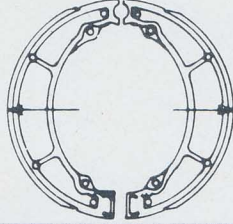
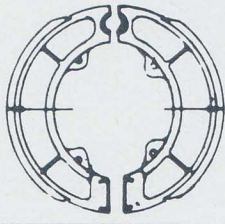
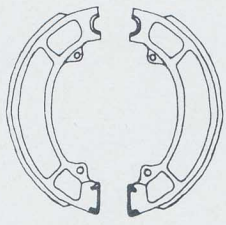
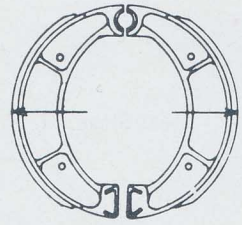
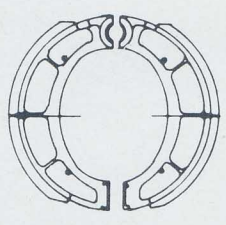

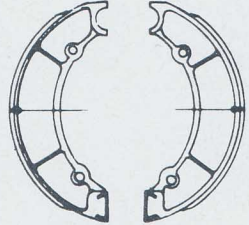
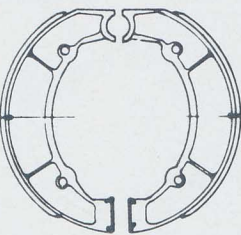
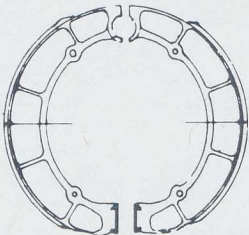

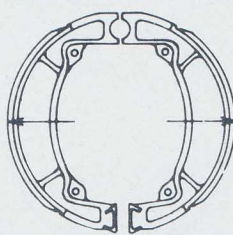
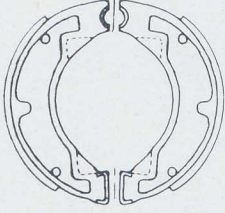
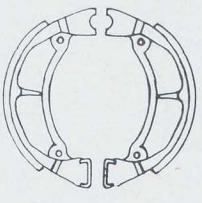
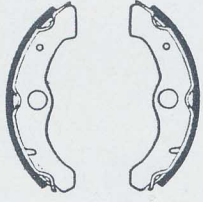
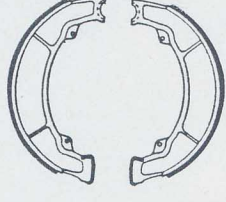
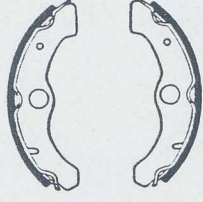
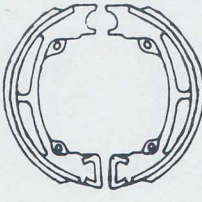
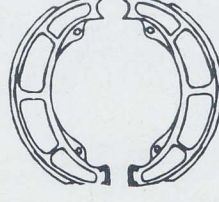
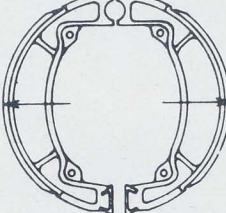
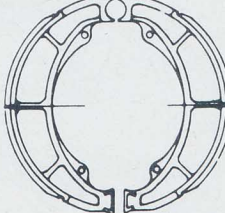
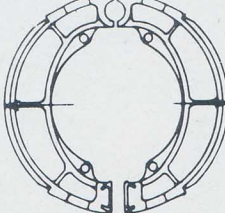
\* - See page 1, 2 & 12 for material selection chart, either X - Semi Metallic or R - Full Metallic and order Part No. with correct suffix. Incorrect material selection may lead to premature pad wear. \* - 2 Sets Required



# BUYERS GUIDE

PART No.	MAKE/MODEL	YEAR		PART No.	MAKE/MODEL	YEAR		
Y511	<b>YAMAHA</b>			Y519	<b>YAMAHA</b>			
	DT 250 MX	75-79	F		CG 50 E 'Jog'	88-	R	
	IT 250 G	80	R		CA 50 'Salient'	83-85	R	
	SR 250 SE	80-82	F		LC 50 M 'BOP'	80	F & R	
	YZ 250 D/E/F	76-79	R		MS 50	85	R	
	YFM 250 W	90	F		SA 50 MME 'Passola'	80	R	
	YFUIW 'Pro Hauler'	90	F					
	DT 400 MX	75-77	F		Y520	<b>YAMAHA</b>		
	YZ 400 D/E/F	77-79	R			YFM 350 FWT/FWU	87-88	F
	IT 425 G	80	R					
	YZ 465 G	80	R		Y521	<b>YAMAHA</b>		
	YZ 490 J	82	R			BL 125 'Beluga'	85	F
	IT 500 G/H	80-81	R		Y523	<b>YAMAHA</b>		
	XT 500	76-80	F			YFUIW 'Pro Hauler'	89-	R
Y512	<b>YAMAHA</b>			Y524	<b>YAMAHA</b>			
	TX 500/XS 500 B	75-77	R		YFM 350 FWW	89-	F	
	XJ 550	81-84	R					
	XZ 550	82-84	R					
XV 750 SE	81	R						
Y513	<b>YAMAHA</b>			801WG	<b>HUSQVARNA</b>			
	YDS - 7	73-75	F		CR 125	78-80	F & R	
XS 250 C	81	F	CR 125		81-82	R		
			CR 125		83-84	R		
Y514	<b>YAMAHA</b>				CR 240	78-80	F & R	
	YDS - 7	73-75	R		CR 240	81-82	R	
	RD 250 A/B/C	75-77	R		CR 240	83-84	R	
	RD 250 LC	80	R		WR 240	78-79	F & R	
	RD 250 LC	81-83	R		CR 250	78-80	F & R	
	RD 350 A/B	74-76	R		CR 250	81-82	R	
	RD 350 LC	80	R		CR 250	83-84	R	
	RD 350 LC	81-82	R		ACC 390	78-79	F & R	
	XS 360 B	75	R		ACC/ACCE 390	80	F	
	XS 650	75	R		CR 390	78-80	F & R	
	XS 650	77-81	R	CR 430	81-82	R		
	XS 650 SE	81	R	Most Models	87-	R		
	Y515	<b>YAMAHA</b>			802WG	<b>HUSQVARNA</b>		
XJ 535 'Virago'		88-	R	CR 125		81-82	F	
XJ 650		80-84	R	CR 125		85-	R	
XJ 650 'Turbo'		83	R	WR 125		80-82	F & R	
XJ 750		82-84	R	WR 125		83-84	R	
XV 1000 TRI		81	R	WR 125		85-	R	
XV 1100 'Virago'		89-	R	CR 240		81-82	F	
				WR 240		80-82	F & R	
				WR 240		83-84	R	
				WR 240		85-	R	
				CR 250		81-82	F	
			CR 250	85-		R		
			WR 250	80-82		F & R		
			WR 250	83-84		R		
			XC 250	80-82	F & R			
			XC 250	83-84	R			
			OR 390	80	F & R			
			ACC/ACC E 390	80	R			
			WR/WRE 390	80	F & R			
			WR 400	86	R			
			WR/XC	81-82	F & R			
			WRE 430	81	F & R			
			CR 430	81-82	F			
			WRE/CR 500	83-84	R			
			XC 500	83-84	R			
			CR 500	85-	R			
			TC 500	86	R			
			TE 510	86	R			
Y516	<b>YAMAHA</b>			803WG	<b>HUSQVARNA</b>			
	XS 250 D/E	79-81	R		CR 125	83-84	F	
	XS 250 SE/SF	79-81	R		WR 125	83-84	F	
	XS 250 C	81	R		CR 240	83-84	F	
	XS 400	79	R		WR 240	83-84	F	
	XS 400 SE	80-81	R		CR 250	83-84	F	
	XS 400	82	R		WR 250	83-84	F	
					CR 250	83-84	F	
					WR 250	83-84	F	
					XC 250	83-84	F	
					OR 390	80	F & R	
					ACC/ACC E 390	80	R	
					WR/WRE 390	80	F & R	
			WR 400		86	R		
			WR/XC	81-82	F & R			
			WRE 430	81	F & R			
			CR 430	81-82	F			
			WRE/CR 500	83-84	R			
			XC 500	83-84	R			
			CR 500	85-	R			
			TC 500	86	R			
			TE 510	86	R			
Y517	<b>YAMAHA</b>							
	YZ 125 K	83	R					
	YZ 125 L	84	R					
	YZ 125 N/S/T	85-87	R					
	IT 200 L/N	84-85	F & R					
	TY 250 S/R	84-	F					
Y518	<b>YAMAHA</b>							
	FSI	87-	F & R					
	T50	86-	F & R					
	V 50 M	83	F & R					
	CW 50 T 'Bw's'	90	F & R					
	DT 50 MX	87-	F & R					
	YT 60 'Tri Zinger'	83-	R					
	YF 80 S	87-	R					
	DT 80 MX/MXS	83-	F & R					
	PW 80 K/S	83-	R					
	T80 'Townmate'	83-	F & R					
	V 80 DL	83-	F & R					
	RXS 100	83-	F & R					

# BRAKE SHOES

<b>H 338</b> 85 x 20 mm 	<b>H 339</b> 160 x 30 mm 	<b>H 340</b> 140 x 30 mm 	<b>H 341</b> 130 x 25 mm 	<b>H 342</b> 160 x 30 mm 
<b>H 343</b> 180 x 35 mm 	<b>H 344</b> 130 x 25 mm 	<b>H 345</b> 130 x 26 mm 	<b>H 346</b> 87 x 20 mm 	<b>Y 501</b> 79 x 17 mm 
<b>Y 502</b> 94 x 20 mm 	<b>Y 503</b> 109 x 25 mm 	<b>Y 504</b> 109 x 25 mm 	<b>Y 506</b> 129 x 28 mm 	<b>Y 507</b> 129 x 22 mm 
<b>Y 508</b> 129 x 22 mm 	<b>Y 510</b> 149 x 25 mm 	<b>Y 511</b> 159 x 25 mm 	<b>Y 512</b> 179 x 40 mm 	<b>Y 513</b> 179 x 30 mm 
<b>Y 514</b> 179 x 30 mm 	<b>Y 515</b> 199 x 40 mm 	<b>Y 516</b> 	<b>Y 517</b> 129 x 22 mm 	<b>Y 518</b> 110 x 25 mm 
<b>Y 519</b> 95 x 20 mm  <p>(Cam thickness 6 mm)</p>	<b>Y520</b> 160 x 31mm 	<b>Y521</b> 130 x 28mm 	<b>Y523</b> TBA	<b>Y524</b> 160 x 25mm 
<b>S 601</b> 99 x 25 mm 	<b>S 602</b> 129 x 28 mm 	<b>S 603</b> 109 x 30 mm 	<b>S 604</b> 	<b>S 605</b> 149 x 28 mm 

EBC No.	OEM No.	EBC No.	OEM No.	EBC No.	OEM No.	EBC No.	OEM No.	EBC No.	OEM No.	VESRAH	EBC
<b>KAWASAKI</b> <b>S602</b>	41048 1007	<b>K/S605</b>	54410 08000	<b>S618</b>	54410 14400	<b>Y503</b>	14A 25130 00	<b>Y512</b>	371 25330 00	VB117	H317
	41048 003		54410 08001		54410 40300		437 25130 00		4H7 25330 00		
	42019 009		54410 08002	54410 14100	14A W2535 00		4H7 25330 01	VB226	Y502		
	42019 010		54410 32400	<b>S619</b>	54410 40500		1KH 25330 00	<b>Y513</b>	168 25130 00	VB227	Y512
<b>S602A</b>	41048 1016	54410 37200	54410 40300		5H0 W2536 00	152 25330 00	168 25330 00		VB228	Y510	
	41048 1025	54410 41410	64410 40301	5G3 25130 01	<b>Y514</b>	168 25330 00	VB229	Y503			
	41048 1060	64410 02C00	<b>S620</b>	5G3 25330 01		168 25330 00	4L0 25330 00	VB230	Y515		
<b>S603</b>	41048 002	<b>S606</b>		64410 11300	5G3 25130 02	<b>Y504</b>	447 25330 00	VB231	Y516		
	41048 017		64410 11300	64410 44B10	5H0 25330 00		447 25330 01	447 25330 01	VB232	Y508	
<b>S605</b>	41048 1018	<b>S607</b>	54410 08100	<b>S621</b>	54410 14200	<b>Y506</b>	296 25330 00	<b>Y515</b>	16G 25330 00	VB233	Y517
	42019 002		54410 38300		54410 18901		54410 18990		122 25330 00	326 25330 10	5A8 25330 00
<b>S605</b>	42019 011	<b>S608</b>	54410 11000	<b>S622</b>	54410 14300	<b>Y507</b>	437 25130 00	<b>Y516</b>	4K0 25330 00	VB235	S608
	42019 011		54410 11001		54410 03A20		393 25130 00		3DR W2536 00	3DR W2536 00	VB302
<b>SUZUKI</b> <b>S601</b>	54410 02410	<b>S609</b>	54410 11002	<b>S624</b>	54410 11002	<b>Y508</b>	23X 25330 00	<b>Y517</b>	24X 25330 00	VB307	S611
	54410 02411		54410 11002		54410 11900		64410 07A01		437 25330 01	39W 25330 00	VB308
	54410 04700	<b>S610</b>	64410 11001	<b>S625</b>	52210 54321	<b>Y509</b>	3R4 25330 00	<b>Y518</b>	18A 25330 00	VB309	S606
	54410 04701		64410 11002		64410 24500		3Y1 25330 00		18A W2534 00	1L9 25330 01	VB310
54410 04710/711	64410 31000	64410 11002	64410 24501	64410 07A01	<b>Y510</b>	25G 25330 00	22F 25330 00	22F W2534 00	VB311	S617	
<b>S602</b>	54410 07001	<b>S611</b>	64410 31000	64410 07A01		<b>Y507</b>	3Y1 25330 01	36R 25330 00	36R 25330 00	VB312	K/S603
	54410 07002		<b>S612</b>	54410 15000	64410 38A00		322 25130 00	437 25330 01	2JN W2536 00	VB313	S613
	54410 07003	54410 44700		54410 19B00	64410 41B00	<b>Y508</b>	183 25330 01	2JN W2536 00	VB314	S618	
	54410 37400	Lee Waldie Craig Scott Chris Koira	54410 19B10	64410 01A00	<b>Y509</b>		3R5 25130 00	36R 25330 00	VB315	S621	
54410 41500	<b>S613</b>	54410 04000	64410 19B20	<b>Y510</b>		5X5 25130 00	2JN W2536 00	VB316	S616		
54410 07020		54410 04001	64410 19B00		<b>S627</b>	174 25330 00	<b>Y511</b>	451 25130 00	VB317	S620	
54410 37410	54410 04002	64410 19B00	64410 19B00	214 25130 00		<b>Y512</b>		4K5 25130 00	VB318	S620	
<b>S603</b>	54410 01002	<b>S614</b>	54410 04601	<b>S628</b>	54410 19B00		<b>Y513</b>	28E 25330 00	<b>Y519</b>	27V W2536 00	VB319
	54410 01003		54410 04200		54410 19B20	5Y1 25330 00		451 25130 00		36R 25330 00	VB320
	54410 01004	<b>S615</b>	54410 20400	<b>S629</b>	use S606	<b>Y514</b>	5Y1 25330 00	<b>Y520</b>	27V W2536 00	VB321	S626
	54410 01005		54410 20401		64410 03A01		4V4 25330 00		451 25130 00	2JN W2536 00	VB322
	54410 35000	<b>S616</b>	54410 02310	<b>S630</b>	64410 19B00	<b>Y515</b>	4V4 25330 00	<b>Y521</b>	25G 25130 00	VB323	S614
	54410 01010		54410 02311		64410 03A02		136 25130 00		4K5 25130 00	27V W2536 00	VB324
	54410 01400	<b>S617</b>	54410 02312	<b>S631</b>	64410 19B00	<b>Y516</b>	25H 25330 00	<b>Y522</b>	25G 25130 00	VB404	K708
	54410 35010		54410 06401		64410 03A01		5Y1 25330 00		25G 25130 00	27V W2536 00	VB405
54410 35020	<b>S618</b>	54410 40B00	<b>YAMAHA</b> <b>Y501</b>	64410 03A02	<b>Y517</b>	49T 25330 00	<b>Y523</b>	25G 25130 00	VB406	K/S603	
54410 43000		54410 20400		2E9 25130 00		40T 251030 00		25H 25330 00	2NL W2536 00	VB407	K/S605
<b>S604</b>	54410 43010	<b>S619</b>	54410 20401	<b>Y502</b>	39K 25130 00	<b>Y518</b>	1W4 25330 00	<b>Y524</b>	3HN W2535 00	VB408	K704
	54410 43020		54410 14100		4J2 25130 00		1W4 25330 01		3HN W2535 00	VB409	K602A
	54410 43021	<b>S620</b>	64410 40200	27V W2535 00	5X2 25130 00	<b>Y519</b>	2X4 25330 00	<b>Y525</b>	VB410	K/S602	
	54410 43030		64410 14100	39K 25130 00	431 25330 01		1W4 25330 01		VB411	K705	
	64410 40200	54410 20401	5X2 25130 00	431 25330 02	2X4 25330 01	VB412	K709				
					2NL W2535 00	VB413	K706				
						VB414	K701				
						VB415	K714				
						VB416	K703				
						VB417	K715				
						VB418	K717				